

# Soar to Success - Self-Sufficient, Original, Attitude, Resilient



Manor Park  
Primary  
School

Newsletter  
1<sup>st</sup> May  
2020

Dear Parents and Carers,

Welcome back to school after what I hope was a wonderful Easter holiday. I ordered good weather for us and it certainly did not disappoint! It was a real pleasure to spend the holiday in temperatures which were the best known ever for the Easter holiday. We have a lot to be thankful for.

Online learning has resumed for all children and it has been fantastic to see them all fully engaged with their teachers. Our online free school meal voucher system is up and running so these should be available for you instantly without having to come to school to collect them. Remember that we are all here to help and we can be contacted via e mail or by coming to the school office during normal opening hours. Do not hesitate to do this if we can assist you in any way.

We kept school open every day during the holiday for our vulnerable children and those of key workers, including the bank holidays. The children had a great time learning in school with the staff, participating in Easter activities and having fun with their friends. We are operating very good safe distancing measures in school and we are looking carefully at how we can do this if we are told we can take more children sometime soon. We are all desperate to be able to do this as soon as we possibly can. I can assure you that we are looking at government guidance daily and we will stringently follow this as we make decisions about school reopening to children. The safety of our children, parents and staff remain our highest priority.

During the closure, the LA has supported us once again in having a significant amount of roofing work completed, which is well underway. This is the final phase of roofing work which will prolong the life of our school building for many years to come. We are extremely grateful to the LA for supporting us in what is a huge and very expensive essential piece of maintenance for our wonderful school building.

We are continuing to develop the school during this essential school closure. Mr Connelly and his team have built a new bike store on the Key Stage 2 playground to enable Years 5 and 6 to cycle to school and safely store their bikes. They are busily building another one for Years 3 and 4. Other work has included building an outdoor bird look out in the forest school and refurbishing classrooms ready for the children when they return. Our cleaning team are working daily and doing a deep clean of the school.

I sincerely hope that you and your families are keeping safe and I wish you continued good health and happiness during this rare opportunity to spend so much time with your children and close families. I appreciate however that we all desperately want life to return to normality.

Sending you all my best wishes

Stay safe. I am so looking forward to seeing you all soon.

Jill O'Connor-Headteacher



What lovely weather we had over Easter. I hope you managed to get out in your gardens and enjoy the sunshine. With the break, I know it has been a challenge for some of you to get back to learning this week, but I hope you've managed to find a good routine that works for you and your family. Our theme for this week is:

'keep learning'

Why not learn something new today? It could be a new skill, a new word, finding out about something you've always wondered about and of course we all have our home learning to keep us busy. Set yourself a goal to achieve each day and keep in touch with other children in your class to talk about your learning.

It's very easy to stay in our comfort zone and avoid doing the things we find difficult but if you take a risk and step out of the comfort zone you will learn so many things. I know it can be tricky but learning new skills can boost your wellbeing and confidence. We all feel great when we have managed to get something finished, completed a tricky task and gained some new knowledge. So why not try something new, rediscover an old interest or take up a new hobby. And remember folks, 'keeeeeeep learning' (ok so I might have pinched that one from Tess and Claudia



Keep well and safe and we hope to see you all soon

Mrs Healy

Website/app of the week: <https://www.camhs-resources.co.uk/>

Challenge of the week: Make a quiz for your family and friends, you could even hold a virtual quiz!

# Spotlight on learning in school this week...


## Nursery



This week in Nursery we have enjoyed using our hands, feet and paint to print with to make Gruffalo characters. We have also been exploring shadows and how they are made. It has been fun creating shadow houses for the 'Big Shadow Mouse'.

## EYEP

After a wonderful Easter break, the children have been busy by creating some wonderful cutlery friends!



## Year R

As part of Reception's new topic 'A is for Africa' we have been comparing similarities and differences between houses in England and houses in Africa. We have been busy making our own African huts with traditional patterns on!



## Year 1

Year 1 have been thinking about the people who help us and drawing them using primary colours.



## Year 2

This week, Year 2 have started our new topic all about castles. Over the Easter holidays, we set the children a holiday project to make their own castle, we had so many pictures of your amazing castles and we are so impressed! Well done everyone, keep up your fantastic, creative work. Here is an example from each class.

## Year 3

Year 3 researched different types of Stone Age food and made posters to present their findings.



Hunter - 9



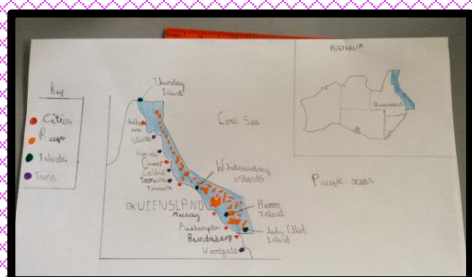
Sitanshu - 10.




Finlay - 11

## Year 4

This week, Year 4 have been learning about the Great Barrier Reef. They draw maps to locate coral reefs and cities along the coastline of Australia.



## Year 5



This week in science, the children designed and built aerodynamic rockets.

## Year 6

This week, Year 6 have been learning about how blood travels around the heart. They have produced amazing videos, diagrams and pictures to demonstrate this.

