

# TAPESTRY

ONLINE LEARNING JOURNAL


Parent information

September 2021



Manor Park Primary School  
*Soar To Success*






# What is Tapestry?

- An Online learning journal system.
- Staff record children's progress and activities using iPads.
- Parents can view their child's journal on mobile devices and on their home computers, and can make observations of their own using a secure login system.
- There are Android and iOS apps available but we recommend using a web browser to access more features.






# Why are we using Tapestry?

- It creates a two way communication between us and you.
- We can upload media so you can see pictures and videos of what your child is up to at school and some of the learning that is taking place as it happens.
- Greater opportunities to extend your child's learning at home - you can see what your child has been learning at school and continue to support them at home.
- It's easy to share with groups of relatives, such as extended families and relatives living overseas.
- Alongside Tapestry the children also have scrapbooks - where the children can decide which pieces of work they'd like to keep.








# How does it work?

- Photos, videos and observations are uploaded to Tapestry.
- Email notifications are sent to inform parents of new observations and comments.
- It is accessed by parents via the Android/iOS app or the Tapestry website.
- It enables you to comment on observations we have added.
- You can add your own photos and observations so you can show us what your child is doing outside the school day - weekend trips, exciting learning opportunities, trips to the shops etc.





# How to activate your account

- You will be sent an activation email - this usually appears in your 'junk/spam' folder.
  - Click on the link.
  - Enter your own password and pin number then click 'Activate Account.'
- You will then be asked to log in.

Account Activation

Activating account for carolinelong\_96@hotmail.com at New Bridge Nursery School

Please enter your new password

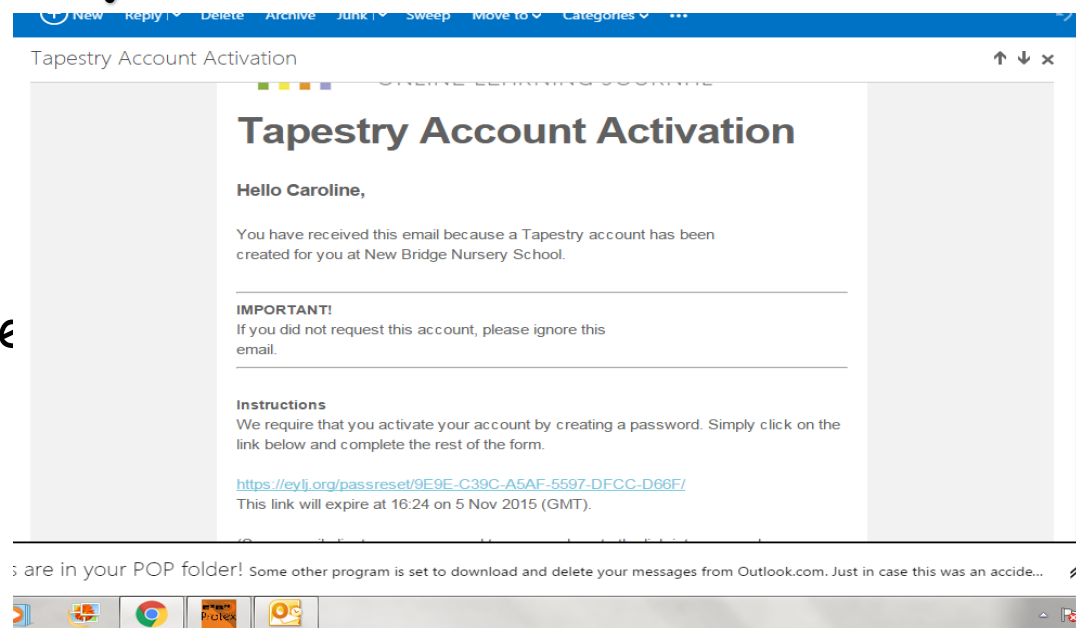
Password

Confirm Password


PIN

The password must:

- Be at least 6 characters long







# What does it look like?

[Observations](#) [Children](#) Mary Tapestry

**GARDEN PLAY**  
20 Oct 2016 11:28 AM by [Previous Nursery Staff](#)  
Finn found a tyre in the back garden. I asked if he could roll it. He pushed it along and he said "a bit heavy". The tyre then fell to the floor and Finn said "uh oh". Finn then ran over to another t...  

Finn Tapestry EYFS 1

**Bear hunts in Friston forest**  
16 Oct 2016 04:03 PM by [Previous Nursery Relative](#) Relative  
Today we went on a bear hunt. We stumbled and tripped through the forest. Finn collected a bag of Autumn things to bring to nursery. We found a bear but it turned out to be Daddy and he gave a fright!...  

Finn Tapestry 2 3

**AUTUMN GLOOP**  
10 Oct 2016 01:35 PM by [Previous Nursery Staff](#)  
Today I enjoyed playing with the autumn gloop. It had leaves and sticks in it. Whilst playing Finn enjoyed putting it over his hands saying 'its funny and sticky'.  

Finn Tapestry EYFS 4

**PLAYDOH BIRTHDAY CAKE**  
10 Oct 2016 10:46 AM by [Previous Nursery Staff](#)  
Finn made a "cake" with a "candle" using the play dough. He showed me and started singing 'happy birthday to you' and pretended to blow the candle out. He then laughed and clapped at himself.  

Finn Tapestry EYFS 1

**LUCA'S KEYPERSON**  
29 Sep 2016 03:06 PM by [Previous Nursery Staff](#)  
This term Finn's keyperson will be: Frances  

Finn Tapestry 1

**TEDDY BEARS PICNIC**

[Observations](#) [Children](#) Parent Example

## Story Time

Authored by Stephanie Dews added 28 Sep 2017 08:07 PM  
Approved by Stephanie Dews on 28 Sep 2017 08:08 PM

Child Example Export


**Notes**  
"A mouse took a stroll through the deep dark woods, a fox saw the mouse and the mouse looked good!"

**Early Years Foundation Stage**  
**Communication and Language**  
**Listening and attention**  

30-50 Secure

- ✓ Listens to others one to one or in small groups, when conversation interests them.
- ✓ Listens to stories with increasing attention and recall.
- ✓ Focusing attention - still listen or do, but can shift own attention.





# Links to Areas of Learning

Observations

Children



Parent Example ▾

"A mouse took a stroll through the deep dark woods, a fox saw the mouse and the mouse looked good!"

## Flags

Communication and language

Mathematics

Area of  
learning

Comments can  
be added by  
parents/carers.

## Comments

Parent Example Relative - 26 Sep 2017 08:42 PM

Like ✕

Child.... loves listening to stories at home, particularly traditional tales. She likes to look at the pictures in the books and can recite The Three Little Pigs by herself.

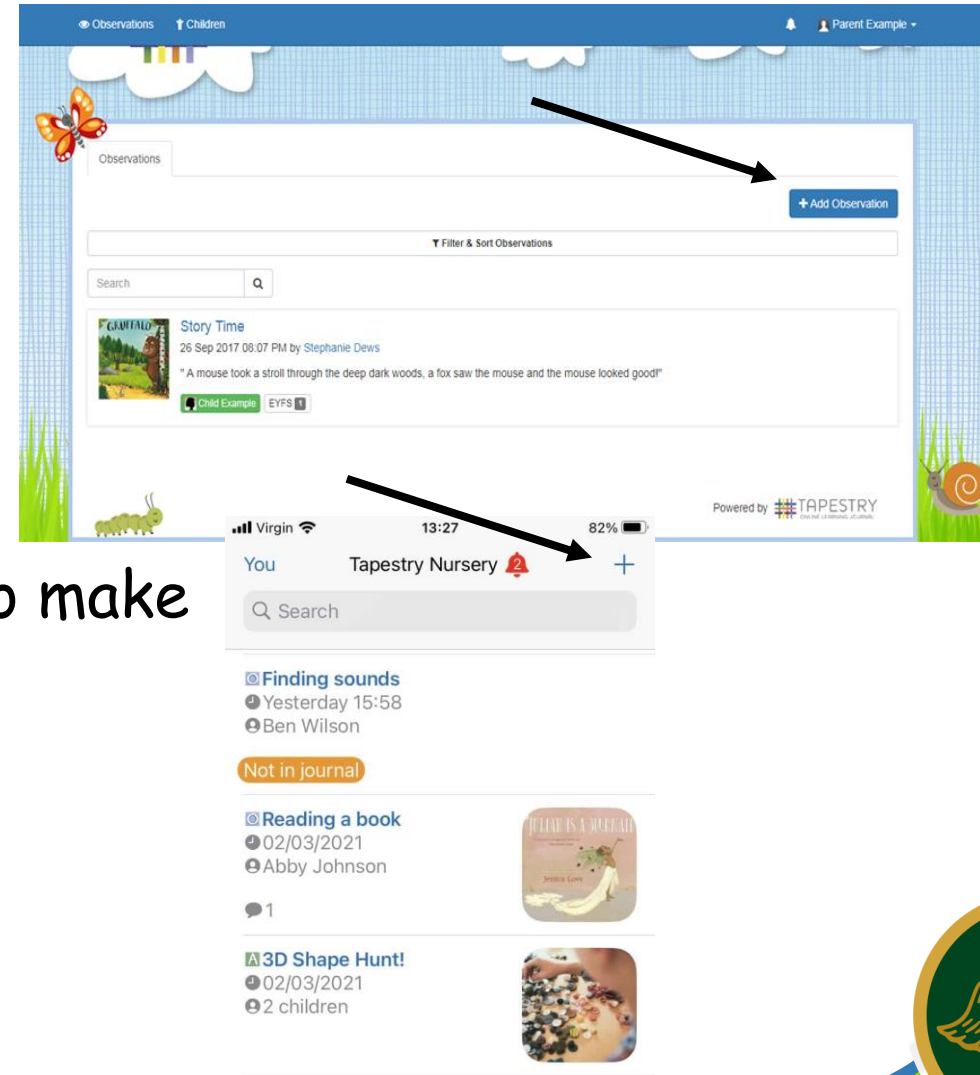
Add a comment





# How to add an observation at home

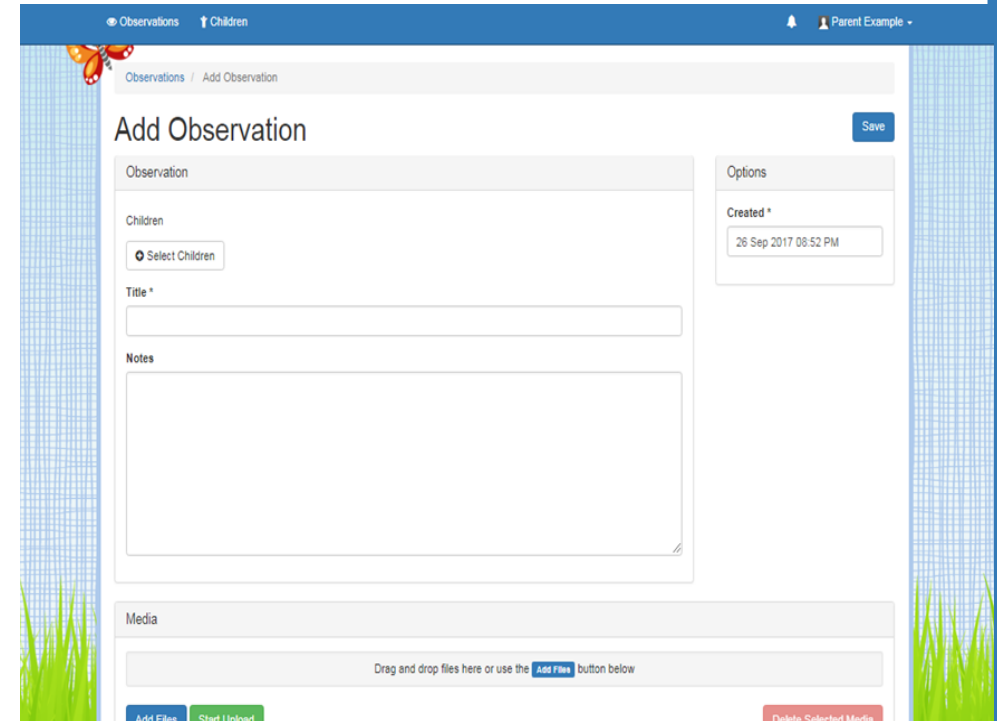
- Click on 'obs' tab at top of screen.
- Click on 'add observation.'
- In the app, click the plus symbol to make a new observation.





# How to add an observation at home

- Type in information; title, date and notes.
  - To add a photo.....
  - Click on 'add media' to upload a photo.
  - Click on 'add file'
  - Click on 'start upload'
  - Finally...Click save!
- 
- Your child's key worker will then be notified of your observation and we will use it to support your child's learning and progress.

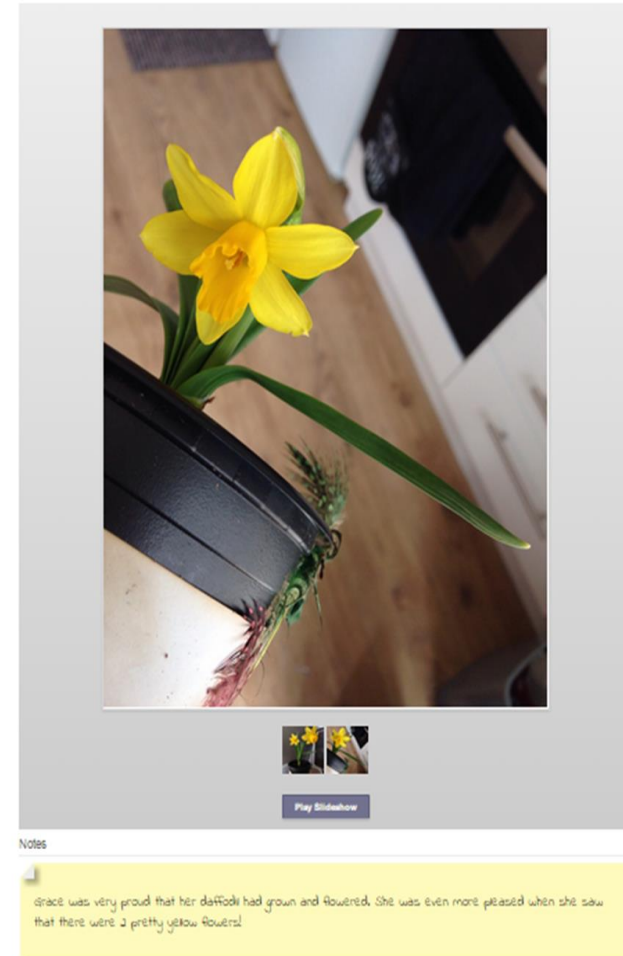



The screenshot shows a web application interface for adding an observation. At the top, there's a navigation bar with 'Observations' and 'Children' tabs, and a user profile 'Parent Example'. Below this, the page title is 'Add Observation'. The form is divided into several sections: 'Observation' (with a 'Save' button), 'Children' (with a 'Select Children' button), 'Title \*' (a text input field), 'Notes' (a large text area), 'Options' (with a 'Created \*' field showing '26 Sep 2017 08:52 PM'), and 'Media' (with a 'Drag and drop files here or use the Add Files button below' instruction). At the bottom of the form, there are buttons for 'Add Files', 'Start Upload', and 'Update Selected Media'.



# What should I add to my child's journal?

- You can let us know if they enjoyed an activity at school by adding a comment to one of our observations.
- You can tell us if they carried on their learning at home.
- You can add photos of activities/day trips/ things they have done at home so that we can talk about them at school.
- You can make comments about things they have learnt or noticed at home.






# What are the benefits?

- It is a great way for parents to stay connected to what is happening at school.
- It is really useful for us to get your thoughts and feedback on observations.
- School is only a part of a child's week and parental involvement with Tapestry enables us to gather a larger picture of a child's learning.
- Parent/carers contributions to children's education are highly valuable and have a positive impact.







# What happens at the end of the school year?

Your child's journal will be exported to a PDF which will be available for you to download and print.

We really value your contributions and hope that you will be able to add to your child's journal throughout the year.

